


SHOALS ENGINEERING, PC

1138 N. WOOD AVE.
FLORENCE, ALABAMA, 35630
TEL: (256) 764-0817
FAX: (256) 764-0838
PROJECT NO.: 17-1718



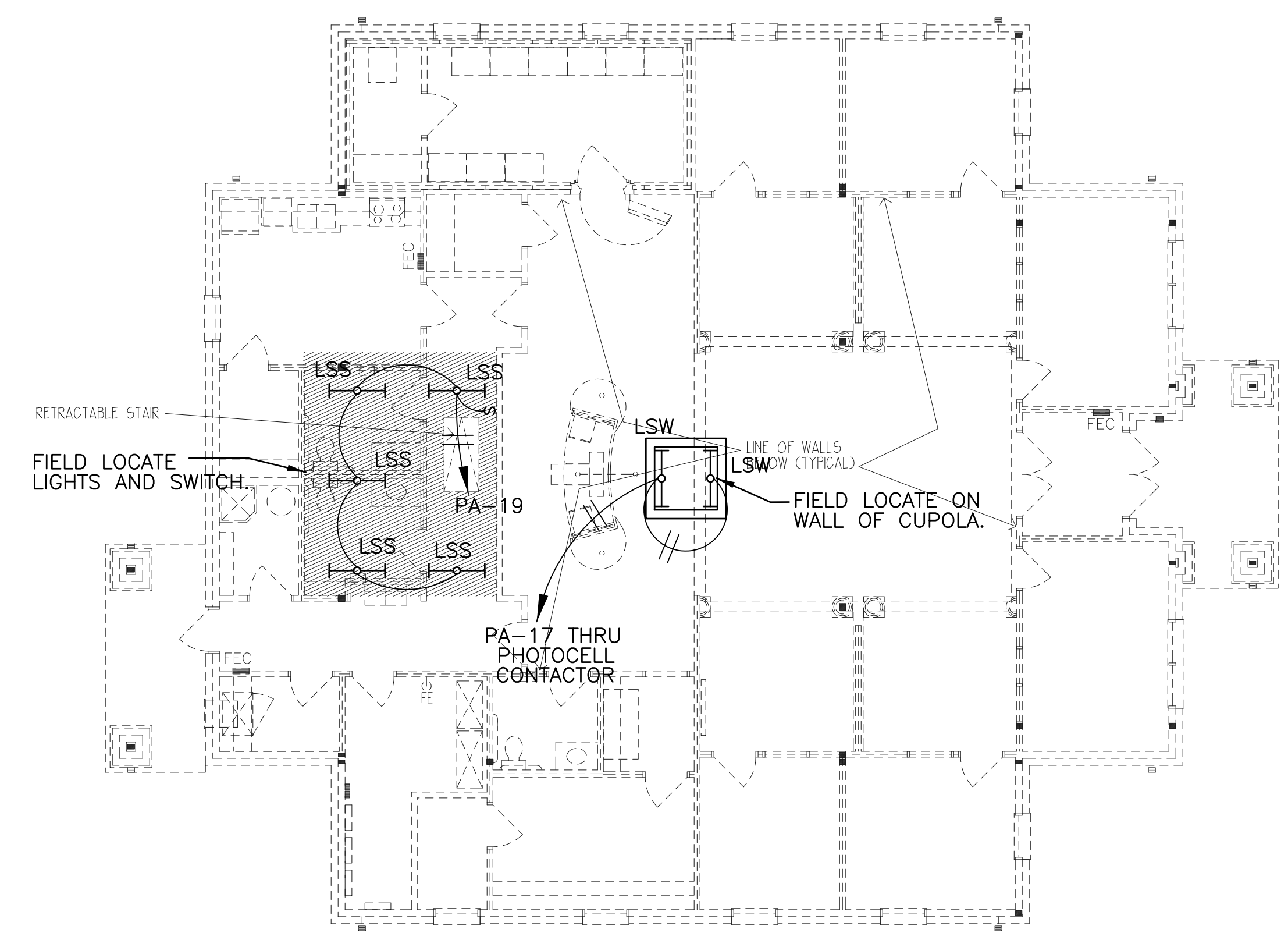
LAMBERT • EZELL • DURHAM
ARCHITECTURE, LLC
FLORENCE, ALABAMA 35631
P.O. Box 934 401 East College St.
Telephone (256) 767-7100
WWW.LEDARCHITECTURE.COM

BRANCH BANK FOR
TRADERS AND FARMERS BANK
DOUBLE SPRINGS, ALABAMA

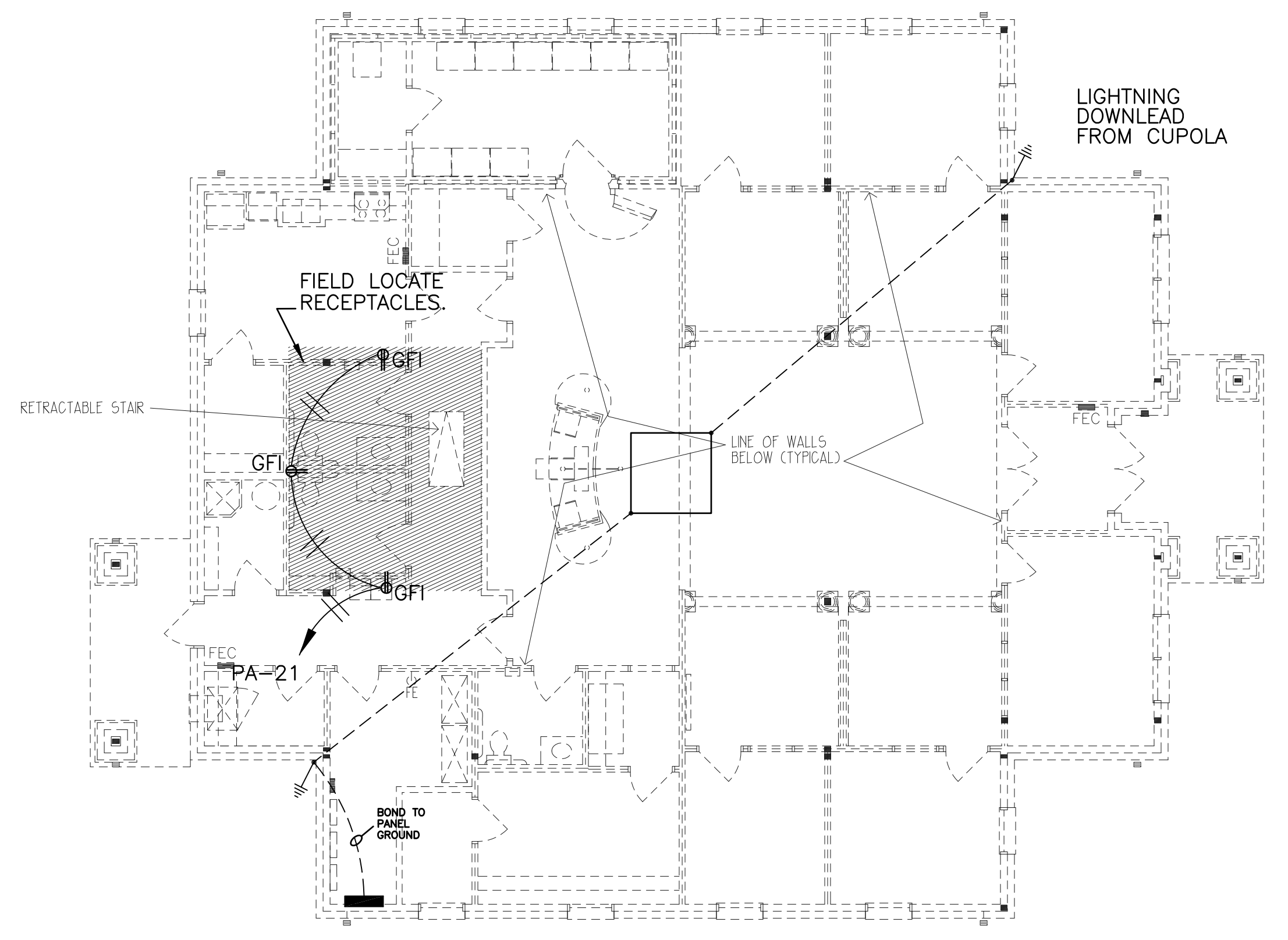
Job No. 1612
Date 11/30/17
Drawn RAR/ABL
Checked JBL
Revised
Revised

Drawing Title
ATTIC PLAN
Drawing Number
E-3
Of 8

NOTE:
PROVIDE A #1/0 BARE STRANDED ALUMINUM CONDUCTOR FROM THE CUPOLA TO 2 DIAMETRICALLY OPPOSED GROUND RODS. BOND LIGHTNING GROUND TO THE ELECTRICAL SERVICE GROUND SYSTEM. ISOLATE FROM COMBUSTIBLE WOOD. FINAL CONNECTIONS TO GROUND RODS SHALL BE WITH COPPER CONDUCTORS. PROVIDE CONNECTORS FOR DISSIMILAR METALS (COPPER/ALUMINUM).



ATTIC LIGHTING PLAN
SCALE 1/8" = 1'-0"



ATTIC POWER PLAN
SCALE 1/8" = 1'-0"

